

FACTORY MADE CHIMNEYS & CHIMNEY LINING SYSTEMS

PREFACE

CHIMNEYS & FLUES

The details on factory made chimney and flue products listed in this section have been provided with the help of the *British Flue and Chimney Manufacturer's Association (BFCMA)*. The current status of each product has been declared to HETAS by the manufacturer. Many of the products listed are covered by recognised independent test certification. Where a claim is made that the product is manufactured to a British Standard or meets Building Regulations 2000 for England and Wales by satisfying the recommendations of the current edition of *Approved Document J* or otherwise by demonstration of compliance, this claim is the responsibility of (and should be confirmed with) the manufacturer prior to purchase. It should be understood by purchasers and specifiers that a claim recorded in the Approval Status area as "Manufacturer claims to BS xxxx", although coming within the Trade Descriptions Act, this is a claim of the manufacturer alone and is not endorsed by HETAS.

Where the claim in the Approval Status area quotes a BSI Kitemark, BBA, BSRIA, Wimlas, CSTB, HETAS or TÜV certificate number this is an indication that the product has been independently type tested and approved by a body entitled to engage in third party certification and product monitoring. Publication in this Guide does not endorse such manufacturer's claims.

SELECTION OF A CHIMNEY OR FLUE SYSTEM

1. The flue size of the system and arrangement are determined by the type of appliance to be used and its location. The siting of a chimney outlet should minimise the effect of emissions on the dwelling itself and on neighbouring buildings. Whatever chimney arrangement or products used must satisfy Building Regulations and the recommendations of British Standard BS EN 15287: 2007 for masonry chimneys and flue pipes, or BS EN 12391-1:2003 Chimneys - Execution standard for metal chimneys – Section 1: Chimneys for non-roomsealed heating appliances.
2. i. The UK Building Regulations Approved Document J 2010 Edition specifies that chimneys built using products meeting the requirements of European product standards should result in a chimney whose performance is at least equal to that corresponding to the designation T400 N2 D 3 Gxx where xx is the necessary separation from combustible materials. Although BS EN 1443:2003 also allows chimneys serving an open fire burning only wood to have a corrosion resistance class 2. HETAS considers that all chimneys serving appliances burning solid fuel should have the designation class 3. Products having the designation 'W' for condensate resistance class meet the requirement. A product with an Gxx designation, not having been subjected to a soot fire test, is not accepted for use in the UK.
 - ii. The temperature designation T400 implies a mean flue gas temperature of no more than 400°C during the nominal output (normal running) of the appliance. If it is demonstrated that the appliance operates with a lower flue gas temperature during its normal operation, e.g. new high efficiency appliances including those which may be condensing and/or burning biomass, then the temperature designation may be reduced to that specified by the appliance manufacturer. However the chimney shall still have a resistance to soot fire designation 'G'. Chimneys serving condensing appliances specifically designed to operate with flue gas temperatures below the flue gas dew point have the designation 'W' instead of 'D', and provision made for the disposal of any condensate generated in the chimney.

The size of the chimney (height and flue diameter) shall be according to BS EN 15287-1 clause NA.4.2.3. This specifies minimum dimensions to be used where the flue gas characteristics of the appliance serving the chimney are not available. Where sufficient information is available from the appliance manufacturer the flue size for a specified chimney construction may be calculated using the calculation methods given in BS EN 13384-1. BS EN 13384-3 may be used to provide tables or graphs of chimney dimensions for a variety of appliances and chimney constructions. Any HETAS Registered Installer who wishes to reduce the dimensions indicated by the guidance in Approved Document J should demonstrate a valid calculation in accordance with the standards above.

PLEASE NOTE: The UK National Annex; BS EN 15287-1 gives recommendations for the construction of chimneys based on UK practice previously identified in BS 6461-1 & BS EN 12391-1 (which replaced BS 7566). These standards are now withdrawn.

3. Flue sizing should be according to sections 2.4 to 2.6 of Approved Document J. An internal flue size of 200mm square or round is commonly specified as this size will allow most types of stove or standard open fire to be fitted. If an inglenook or large open fire is proposed it is necessary to have a larger flue size, which can be calculated according to Approved Document J, section 2.7. Note: Your attention is drawn to 'ADJ Table 2 Size of flues in chimneys' which gives minimum flue sizes for the different appliance and solid fuel types, which must be complied with.
4. During construction of a new house the chimney is usually built "traditionally" in brick or block work surrounding clay, refractory concrete, pumice, or ceramic flue liners. It is also possible to use a chimney block or factory made metal chimney system.
5. A new chimney can be added to an existing house where no suitable masonry chimney is available using a factory made metal or chimney block system.
6. Rebuilding or relining an existing chimney requires specialist advice. Providing the existing chimney structure is sound, there is a wide choice of factory made chimney relining systems that can be used. Fire-resistant precast concrete, clay and pumice flue liners or ceramic liners offer the most permanent solution, providing the existing chimney openings are big enough to take the correct flue size to suit the proposed appliance.

Cast In-Situ lining systems are also available (see *Part 2 - Factory Made Chimneys & Chimney Lining Systems Section J*) which have been tested by an independent body, such as HETAS or BBA, to meet the appropriate requirements of BS EN 1857:2003 at the T400 N2 D 3 G level using tested materials which are installed under an accepted Code of Practice. It is desirable for such installations to be independently monitored under a QA inspection system.

Double skin flexible stainless steel flue liners offer an alternative answer if access is difficult or the existing chimney is unable to accept other types of liners. However, these flexible liners, whilst being easier to install and replace, are not permanent and significant periods of slow burning with solid fuels or infrequent chimney sweeping can cause corrosion damage which reduces the expected life to less than 5 years.

Under no circumstances should a single skin flexible liner designed solely for use with gas fires be used with a solid fuel burning appliance.

7. The efficiency and life expectancy of any chimney is dependent on correct use and maintenance. Masonry and precast chimney products whilst usually offering long life and high resistance to risk of corrosion, tend to involve more installation work when compared with metallic chimney systems. Metal liners and insulated metal chimneys offer fast, convenient installation. However, they are less resistant corrosion damage particularly if subjected to abuse or inadequate cleaning. Allowing soot or condensate deposits to accumulate in metal lined chimneys and also prolonged periods of burning solid fuel slowly in slumbering conditions, particularly on closed appliances, can cause high concentrations of corrosive condensates to build up and attack the metal liner. This situation can considerably reduce the life of the flue lining.
8. Prefabricated factory made fireplace recess components such as throat-forming lintels, gather units or appliance chambers are available with most systems.
9. The manufacturer's installation and user instructions must be followed. Members of the BFCMA are able to provide full details and free advice on their products, including layout design and estimating services. The British Standard BS EN 15287-1 Design, installation and commissioning of chimneys. Chimneys for non-roomsealed heating appliances (which has replaced BS 6461 : 1 : 1984 (1998), the 'Code of Practice for masonry chimneys and flue pipes'), and BS EN 12391-1:2003 details the method of specifying the design and installation of metal chimneys (which replaced BS 7566 : 1992 (1998) for 'installation of factory made chimneys to BS 4543 for domestic appliances').

Please Note: BS 7566 was withdrawn in December 2005 and replaced with BS EN 12391-1:2003. The provisions for the design, installation and commissioning of metal chimneys, currently in BS EN 12391-1, will be replaced by BS EN 15287-1 when the document National Annex is updated to include these provisions.

10. HETAS Registered Installers may self-certify flue liner and/or metallic system chimney installations through HETAS, provided that they apply the relevant knowledge and comply with the Building Regulations and standards. These competencies which can be awarded by HETAS are aligned with the product categories in the Guide:

HETAS SCHEME COMPETENCY	CHIMNEY PRODUCT TYPE(S)
Install a flexible metal flue liner	Type E - Double Skin Flexible Chimney Relining Systems
Install a rigid sectional metal liner	Type H - Rigid Stainless Steel Chimney Relining Systems
	(Type C products may also be suitable within existing masonry chimneys)
Install an internal factory made / system chimney Install an external factory made/system chimney	Type C - Factory Made Metal Chimneys - External - connecting through the external wall - Internal - passing vertically through a roof/ceiling
Install a non-metallic block or sectional liner	Type B - Chimney Block Systems *
	Type D - Flue Liners for Relining*
Install a specialist flue lining system	Type G - Non-Metallic Chimney Relining Systems
	Type J - Cast In-Situ Concrete Relining Systems

* Lining only - Competent Person Scheme self-certification does not cover construction of new masonry / block chimneys

CHIMNEY MAINTENANCE & SWEEPING

A good chimney is essential to the continuing and safe operation of all solid fuel burning heating and cooking appliances.

1. Where it is proposed to re-activate or to change use of a flue in an existing chimney, the flue and the chimney should be checked, and if necessary altered (see Approved Document J sections 1.36 - 1.40).
2. Before lining or reusing an existing chimney, it must first be swept clean. The installer should conduct a pressure smoke test (Smoke Test 1) and any other testing necessary to confirm the air tightness of the chimney.
3. When a solid fuel appliance or open fire is in use, flue ways in the chimney and flue pipe must be cleaned regularly to remove all soot deposits and prevent blockage of the flue. This should be done at least twice a year, preferably before the heating season to check that the flue has not been blocked by bird's nests for example and also at the end of the heating season to prevent soot deposits from resting in the chimney during the dormant period.
4. When using a new installation the flue ways should be checked at least monthly, so that an adequate cleaning cycle can be determined in relation to the use of the appliance. The risk of heavy tar and soot deposits is greatly increased if unsuitable fuel is burnt, which can result in a chimney fire or corrosion damage.
5. Sweeping with a brush and rods is the only recommended method of cleaning, because other materials such as mortar in old flues, loose bricks or bird's nests etc. can block a flue. For this reason vacuum or chemical chimney cleaners cannot be recommended as an alternative to sweeping. Some chemical cleaners can corrode metal in the chimney and appliance. Sweeping brushes must be made from suitable bristle and be of the appropriate diameter for the area of the flue being swept. They must also be fitted with a ball end or free running wheel boss to prevent scraping or damaging the flue lining particularly at bends.
6. HETAS recommends the use of an approved chimney sweep who will also be a member of the Guild of Master Chimney Sweeps, the National Association of Chimney Sweeps, Sweep Safe or the Association of Professional Independent Chimney Sweeps who can give a sweeping certificate. *HETAS Approved Chimney Sweeps* are listed in the *Chimney Sweep Directory*. Many chimney manufacturers give specific advice on what sweeping brushes to use with their products. This advice should be followed.
7. As recommended by British Standards all chimneys should be checked annually for signs of wear and tear such as flashings, supports, terminals and any other exposed areas of the chimney, so that repairs can be carried out as necessary.
8. If at any time smoke or fumes are apparent or suspected to be escaping from the appliance or chimney, stop using the appliance at once and get advice immediately from the installer and or fuel supplier. Do not use the appliance or burn any fuel until the installation has been checked and passed as being safe.

CE MARKING

HETAS check the validity of any CE marking during the *HETAS Approval Process* however *HETAS Listing* cannot be regarded as a substitute for CE marking.

BFCMA MEMBERSHIP

If the manufacturer is a member of the *British Flue and Chimney Manufacturers Association* this is stated in their listings beneath their company logo.



TYPE B - CHIMNEY BLOCK SYSTEMS

DESCRIPTION

Normally made from lightweight insulating concrete, pumice or clay usually in block form but can also be in prefabricated sections and are designed for quick installation and incorporate a built in or separate flue liner.

APPROVALS

The chimney block system must satisfy Building Regulations. This can be achieved by meeting the requirements of the 2010 Edition of Approved Document J that specifies "flue blocks whose performance is at least equal to that corresponding to the designation T400 N2 D 3 Gxx where xx is the necessary separation from combustibile materials."




Reference is made to the example of clay/ceramic system chimneys to BS EN 13063-1:2005 incorporating amendment No.1 having the designation T400 N2 D 3 Gxx, clay flue blocks at least meeting the requirements for Class FB1 N2 as described in BS EN 1806:2006, or concrete flue blocks at least meeting the requirements for Class C2 as described in BS EN 1858:2003 for the designation T400 N2 D3 Gxx. New products should meet the requirements of BS EN 1858: 2008.

In the absence of there being a UK Notified Body covering testing to these standards, manufacturers may seek to have their chimney block systems tested by a recognized independent body that provides a certificate confirming the performance levels on the basis of testing to the relevant procedures specified in the appropriate standard. Recognised testing bodies might include the BBA, BRE Certification, BSRIA and CERAM. Other solutions for demonstrating compliance with the Building Regulations may be acceptable as defined in the Approved Document J.

It is recommended that the validity of certification for the liners or evidence of compliance with Building Regulations be checked prior to purchase.

SPECIAL NOTES

When correctly installed, operated and maintained these systems should last the life of the dwelling.

PRODUCT NAME	PRODUCT IMAGE	
HETAS ID		
FLUE SIZES		
 <p>Schiedel Chimney Systems Crowther Estate, Washington, Tyne & Wear, Newcastle, NE38 0AQ</p> <p>0191 416 1150 info.uk@schiedel.com www.schiedel.co.uk</p>		
A member of the BFCMA		
<p>Swift</p> <p>BC002</p> <p>200 mm</p>		
Approval Status; CE Mark EN1457-1 & 2		
<p>Isokern DM</p> <p>BC003</p> <p>150*, 180*, 200*, 225*, 250, 300, 350 mm round</p>		
Approval Status; CE Mark: TÜV Cert. no. 0036 CPD 9021 9001. CE EN 1858		

TYPE C - FACTORY MADE METAL CHIMNEYS

C DESCRIPTION

Made in interlocking sections with a stainless steel outer casing surrounding high performance insulation and a stainless steel flue liner. Some systems have a ceramic or refractory concrete flue liner which offers better resistance to corrosion.

APPROVALS

These systems must conform to BS EN 1856-1 with a designation of T400 N1 D V3 L40040 Gxx. New products must meet the requirements of BS EN 1856-1:2009. Approval Status listed for the products was correct at the time of printing but it is recommended that the manufacturer be consulted on current approval status prior to specification or purchase of the product.




PLEASE NOTE: Products meeting the requirement of the 2010 Edition of Approved Document J should have an equivalent designation according to BS EN 1856-1 of T400 N1 D Vm L40040 Gxx where L40040 is the minimum material specification in the National Annex to BS EN 1856-1 and xx is the necessary separation from combustible materials, when the product is tested in the fully enclosed arrangement specified in BS EN 1859:2009 including firestops.



Such products will carry a CE mark. Alternatively products may have the designation T400 N1 D V3 L40040 Gxx having been independently tested for their corrosion resistance according to Annex A3 of BS EN 1856-1:2009. A product designation of T400 N1 W V2 L40040 Gxx is accepted as being equivalent to a chimney designation of T400 N1 D3 Gxx. **The firestops must meet the default requirements of the UK Annex to BS EN 1856-1 or be tested to BS 476-20 for fire retarding properties, meeting a minimum delay time of 30 minutes.**



SPECIAL NOTES



The metal lined systems should give a normal life of 10 to 15 years or more when correctly installed, operated and maintained. However, prolonged periods of slow burning particularly using solid fuels, combined with inadequate cleaning of the flue ways can cause corrosion damage which may reduce the expected life of the liner. If there is a risk that these conditions can occur the non-metallic lined systems are a better choice and under normal use should give a life in excess of 20 years.



Factory Made Metal Chimneys



PRODUCT NAME	PRODUCT IMAGE
HETAS ID	
FLUE SIZES	
 <p>Apros S.r.l. Via Lago del Centro Cadore, 3, 35010 Arsego (Padova), Italia, +390499330063 info@apros.it www.apros.it</p>	
Dynamic Two	
CC023 100, 130, 150, 180, *200, 250, 300, 350 mm	
<i>Approval Status; Tested to EN 1856-1:2009. Certificate No. 0063-CPD-52976/3 dated October 2011; Designated T450 N1 D V2 L50050 G50: BSRIA Report 55358/1 dated 2nd September 2011. Ventilated Firestop BS476-20 test report 309048; Exova Warringtonfire. CE Mark: 0476-CPR-2976 dated 6th May 2016.</i>	
Dynamic Two Rame	
CC027	
100, 130, 150, 180, *200, 250, 300, 350 mm	
<i>Approval Status; Tested to EN 1856-1:2009. Certificate No. 0063-CPD-52976/3 dated October 2011; Designated T450 N1 D V2 L50050 G50: BSRIA Report 55358/1 dated 2nd September 2011. Ventilated Firestop BS476-20 test report 309048; Exova Warringtonfire. CE Mark: 0476-CPR-2976 dated 6th May 2016.</i>	



PRODUCT NAME	PRODUCT IMAGE
HETAS ID	
FLUE SIZES	
 <p>F.F. Bofill S.A. Polígono Industrial Vilaseca, 1, 08571 Sant Vicenç de Torelló, Barcelona, Espana 93 859 35 11 info@ffbofill.com www.ffbofill.com/en</p>	
BOFILL SERIE J	
CC130 100 to 400 mm	
<i>Approval Status; Tested to EN 1856-1:2009. Instituto Giordano test report ref. 334768 dated 30 June 2016. FPC Certificate ref. No. 0099/CPR/A71/0002 by AENOR. Designation approved: T450 N1 W V2 L50040 G50. Ventilated fire-stops tested to BS 476-20 by Instituto Giordano, report ref: 336091; dated 31 August 2016</i>	



PRODUCT NAME	PRODUCT IMAGE
HETAS ID	
FLUE SIZES	
 <p>Convesa Poligono Industrial No.2 (La Fuensanta), Calle Urano 15, 28936 Mostoles (Madrid), Spain +34916463444 www.convesa.es/en</p>	
Avant KC	
CC028 100, 125, 150, 175, *200, 250, 300, 350, 400, 450, 500, 550, 600, 650, 700mm	
<i>Approval Status; Tested to EN 1856-1:2009. BSRIA Report 55913/1 Edition 2 dated 11 Oct 2012. AENOR FPC Certificate No. 0099/CPD/A71/0037 dated 15thFeb 2015. Designated T600 N1 WV2L50040 G60: Firestop tested to BS476-20, test report No. 318216; dated 9th July 2012, by Exova Warringtonfire.</i>	



PRODUCT NAME		PRODUCT IMAGE
HETAS ID		
FLUE SIZES		
 <p>Convesa Poligono Industrial No.2 (La Fuensanta), Calle Urano 15, 28936 Mostoles (Madrid), Spain</p> <p>+34916463444 www.convesa.es/en</p>		
<p>Avant Super KW</p>		
<p>CC116</p> <p>100 to 300mm</p>		
<p>Approval Status; Tested to EN 1856-1:2009. BSRIA report 60699/1 dated 1 May 2018. AENOR FPC certificate 0099/CPR/A71/0105. Designation T600 N1 W Vm V2 L50040 G50. Ventilated firestop tested to BS476-20, Report ref. WF No. 394018 Dated 08th Feb 2018.</p>		



PRODUCT NAME		PRODUCT IMAGE
HETAS ID		
FLUE SIZES		
 <p>Meteor Products Ltd. Meteor, The Bunker, Culmhead Business centre, Taunton, TA3 7DY</p> <p>01823 762199 sales@chimneyandflue.co.uk www.chimneyandflue.co.uk</p>		
<p>Vulcano Plus</p>		
<p>CC100</p> <p>100, 125, 150, 175, 200, 250, 300mm</p>		
<p>Approval Status; Tested to EN 1856-1:2009. ChimneyLab Europe test report ChimneyLab-225, Rev.1 dated 19-01-2016. FPC Certificate ref. Nr. 1327-CPR-1127 by Latvijas Zinatnu Akademijas. Designation approved T450-N1-D-Vm-L50050-G60. Ventilated fire-stops tested to BS 476-20 by Exova Warringtonfire, report ref: 354591; dated 28 Sep 2015.</p>		



PRODUCT NAME		PRODUCT IMAGE
HETAS ID		
FLUE SIZES		
 <p>Deks Industries Europe Ltd Westend Trading Estate, Blackfriars Road, Nailsea, Bristol, BS48 4DJ</p> <p>01275 858866 sales@deks.co.uk www.deks.co.uk</p>		
<p>A member of the BFCMA</p>		
<p>Selkirk STC</p> <p>CC005</p> <p>127*, 152*, 178*, 203* mm round</p>		
<p>Approval Status; Tested to EN 1856-1:2003. Certificate No. 0086-CPD-503081. Designated T450 N1 D VmL50045 G50: GaC Report 8744. Firestop BS476-20 test report 188669; Exova Warringtonfire.</p>		

PRODUCT NAME		PRODUCT IMAGE
HETAS ID		
FLUE SIZES		
 <p>MI-Flues (Ireland) Units 5 & 6, Summerhill Enterprise Centre, Summerhill, Co. Meath, Ireland</p> <p>00353 46958030 john@miflues.ie www.miflues.ie</p>		
<p>System 2</p>		
<p>CC024</p> <p>100, 125, 150*, mm</p>		
<p>Approval Status; Tested to BS EN 1856-1:2009 and BS EN 1443:2003. Designated EN 1856-1 T450 N1 D Vm L50050 G80 ref. BSRIA report No. 50853/1 N.B. Ventilated firestops for use with this system have been verified fire resistant in accordance with BS 476: Part 20: 1987; Ref. Exova Warringtonfire Report No. 306556.</p>		

PRODUCT NAME		PRODUCT IMAGE
HETAS ID		
FLUE SIZES		
 <p>Dinak UK Unit 4A, Opus Aspect, Chester Road, Edrington, Birmingham, B24 0QY</p> <p>0121 2724830 cserviceuk@dinak.com www.dinak.com</p>		
<p>Dinak DW</p>		
<p>CC006</p> <p>100, 130, 150, 180, 200*, 250, 300, 350, 400 mm</p>		
<p>Approval Status; Tested to BS EN 1856-1:2003 by BSRIA, report no. 51915-1. Designated BS EN 1856-1-T450-N1-W-V2L50040-G60. Firestop BS 476-20 test ref. 181225-NH by Warringtonfire</p>		

PRODUCT NAME		PRODUCT IMAGE
HETAS ID		
FLUE SIZES		
 <p>MI-Flues Ltd Units 2-4 Taymin Business Park, Mitcham Road, Blackpool, Lancashire, FY4 4QN</p> <p>01253 600060 sales@mi-flues.com www.mi-flues.com</p>		
<p>A member of the BFCMA</p>		
<p>MI- Dynamic 2</p> <p>CC026</p> <p>100, 130, 150, 180, *200, 250, 300, 350mm</p>		
<p>Approval Status; Tested to EN 1856-1:2009. Certificate No. 0063-CPD-52976/3 dated October 2011; Designated T450 N1 D V2L50050 G50: BSRIA Report 55358/1 dated 2nd September 2011. Ventilated Firestop BS476-20 test report 309048; Exova Warringtonfire.</p>		

PRODUCT NAME		PRODUCT IMAGE
HETAS ID		
FLUE SIZES		
 <p>Jeremias Unit 2-4, Long Stoop Way, Sovereign Court, Crown Farm Industrial Estate, Mansfield, Nottinghamshire, NG19 0FQ</p> <p>01623 889219 info@jeremias-fluesystems.co.uk jeremias-fluesystems.co.uk</p>		
<p>A member of the BFCMA</p>		
<p>System dw eco 316</p> <p>CC009</p> <p>100* 130*, 150*, 180*, 200*, 250, 300, 350, 400 mm round</p>		
<p>Approval Status; CE Mark: TÜV Cert. no. 0036 CPD-9174 044; Tested to BS EN 1856-1:2003. Designated EN 1856-1 T450 N1 D V3 L50040 G60. N.B. Ventilated firestops for use with this system have been verified fire resistant in accordance with BS 476: Part 20: 1987; Ref. BSRIA Report No. 53272/1 Edition 2 Dated October 2009.</p>		

PRODUCT NAME		PRODUCT IMAGE
HETAS ID		
FLUE SIZES		
 <p>Midtherm Flue Systems Ltd New Road, Netherton, Dudley, West Midlands, DY2 8SY</p> <p>01384 458800 sales@midtherm.net www.midtherm.co.uk</p>		
<p>A member of the BFCMA</p>		
<p>HT-S</p> <p>CC030</p> <p>100, 130, 150, 180, 200, 250, 300, 350mm</p>		
<p>Approval Status; CE Mark No. 0086-CPR-566560. Tested to EN 1856-1:2009 and EN 1443:2003 report 55693/1 Edition 3. Firestop test report to BS 476-20 No. 128942 + Supplement from Warrington Fire Research. Designations (130-300mm dia): T450 N1 D VmL50050 G50, (350mm): T450 N1 D VmL 50050 G75.</p>		

PRODUCT NAME	PRODUCT IMAGE
HETAS ID	
FLUE SIZES	



Poujoulat (UK) Ltd
Unit 1 Quadrum Park, Old Portsmouth Road,
Guildford, Spain, GU3 1LU

01483 461700 sales@poujoulat.co.uk www.poujoulat.co.uk

A member of the **BFCMA**

Dualis PGI

CC016

100, 130, 150 mm Liner dia



Approval Status; CE Mark: LNE Cert No. 0071 - CPD - 0051 / 0052. Tested to EN 1856-1: 2003. Designated EN 1856-1 T-450 N1 W Vm L50040 G100. The annulus of air between the inner and outer steel skins, being static and sealed at each end of the system. Firestops have been tested to BS 476: part 20: 1987; Ref, BRE Report No.252123 Dated March 2009.

Therminox TI and Zi

CC017

100*, 130*, 150*, 180*, 200*, 250, 300, 350, 400 mm round



Approval Status; CE Mark: LNE Cert. no. 0071 CPD-0011 Rev 7; Tested to EN 1856-1:2003. Designated EN 1856-1 T450 N1 W V2 L50040 G50 (100 – 350mm dia.) & EN 1856-1 T450 N1 W V2 L50050 G50 (400mm dia.). Firestops have been tested to BS 476: Part 20: 1987; Ref. BRE Report No. 252123 Dated March 2009.



ROS CHIMNEYS, S.L.U.

Pol Ind Parc Pla, C/ Esparver Cendrós, s/n E-43810
El Pla de Santa Maria, Tarragona (Spain)

+34 977 63 17 09 roschimneys@rostubos.com www.rostubos.com

DW 316L - ss

CC127

100 to 400mm



Approval Status; Tested to EN 1856-1:2009. Instituto Giordano Test report No. 360467 dated April 2019. FPC Certificate ref. Nr. 1853-CPR-078 by TÜV Rheinland. Designations approved T450 N1 W V2 L50040 G70. Ventilated fire-stops tested to BS 476-20 by Instituto Giordano, report ref: 361084; dated 10 May 2019.



Schiedel Chimney Systems

Crowther Estate, Washington,
Tyne & Wear, Newcastle, NE38 0AQ

0191 416 1150 info.uk@schiedel.com www.schiedel.co.uk

A member of the **BFCMA**

ICS-25

CC018

100*, 130*, 150*, 180*, 200*, 230, 250, 300, 350, 400 mm round



Approval Status; CE Mark: TÜV Cert. no. 0036- CPD-9195 001; Model 1, Model 2, Model 3, Model 4. Tested to BS EN 1856-1 and BS EN 1859. Firestop test to BS 476-20 Ref. cert from Darchem Flare No. ASR/FTCR/98/0028. Tested also to EN1856-2. CE Mark: TÜV Cert. no. 0036-CPD-9195 041 for system tested as a Connecting Flue Pipe.

ICID Plus

CC019

125*, 150*, 180*, 200* mm



Approval Status; CE Mark: TÜV Cert. no. 0036- CPD-9195 010; Model 1, Model 2, Model 3, Model 4, Model 6, Model 7. Tested to BS EN 1856-1 and BS EN 1859. Firestop test to BS476-20 ref. cert from Darchem Flare No. ASR/FTCR/98/0028. Tested also to EN1856-2. CE Mark: TÜV Cert. no. 0036-CPD-9195 042 for system tested as a Connecting Flue Pipe.

PRODUCT NAME	PRODUCT IMAGE
HETAS ID	
FLUE SIZES	



Schiedel Metaloterm

Crowther Estate, Washington,
Tyne & Wear, NE38 0AQ

0191 4161150 info.uk@metaloterm.com www.metaloterm.com/en

Metaloterm AT

CC122

130 to 400mm



Approval Status; Tested to EN 1856-1:2009. Schiedel test laboratory. Report ref.LW18-45B. FPC Certificate ref. Nr. 0432-CPR-00373-10 by NPA NRW. Designation approved T600 N1 D V3 L50050 G70. Ventilated fire-stops tested to BS 476-20 by Exova Warringtonfire, report ref: 397689; dated 29 May 2018.

Metaloterm MF

CC123

100 to 600mm



Approval Status; Tested to EN 1856-1:2009. Schiedel test laboratory. Report ref.LW18-28D. Other thermal and gas tightness test by Chimneylab Europe, ref: chimneylab-088. FPC Certificate ref. Nr. 0432-CPR-00373-40 by NPA NRW. Designation approved T450 N1 D V3 L50050 G60. Ventilated fire-stops tested to BS 476-20 by Exova Warringtonfire, report ref: 397689; dated 29 May 2018.

Vantage

CC124

125 to 200mm



Approval Status; Tested to EN 1856-1:2009. Schiedel test laboratory. Report ref. LW19-29D (T450) and LW19-29E (T600). FPC Certificate ref. Nr. 0432-CPR-00373-45 by NPA NRW. Designations approved T450 N1 D Vm L50050 G60 and T600 N1 D Vm L50050 G100. Ventilated fire-stops tested to BS 476-20 by Exova Warringtonfire, report ref: 397689; dated 29 May 2018.



SFL Flues and Chimneys

Pottington Business Park, Barnstaple,
Devon, EX31 1LZ

01271 326633 info@sflchimneys.com www.sflchimneys.com/

A member of the **BFCMA**

Sflue

CC020

127*, 152*, 178*, 203* mm round



Approval Status; CE Mark: 2797-CPR-496040. Tested to BS EN 1856-1, T450 N1 D Vm L50040 G(50), BS EN 1859. Firestop test to BS476-20 Ref. report from Warringtonfire No. 175995.



Nova



CC021



100*, 130*, 150*, 180*, 200*, 250, 300, 350 mm







Approval Status; CE Mark: 2797-CPR-496040 Tested to BS EN 1856-1, BS EN 1859, BSRIA test report No. 18565C/1 Edition 3. Firestop test to BS476-20 Ref. report from Warringtonfire No. 175995. Designated T450 N1 D V2 L50050 G(50).



PRODUCT NAME		PRODUCT IMAGE
HETAS ID		
FLUE SIZES		
 Solinox Chimney Systems Solinox Chimney Systems, FEVZI CAKMAK MAH., 10646 SOK.NO:6-8, KONYA/TURKYE export@solinox.com.tr www.solinox.com.tr		
Double Wall		
CC111		
100, 130, 150, 180, *200, 250, 300 mm		
<p>Approval Status; Tested to EN 1856-1:2009. BSRIA test report ref. 59176/1 Ed. 2 dated 12 Dec 2016. FPC Certificate ref. No. 1020-CPR-070045001 by ZKUSEBNI USTAV STAVEBNI. Designations approved: T600-N1-D-V2-L50040-G60 and T600-N1-W-V2-L50040-G60. Ventilated fire-stops tested to BS 476-20 by Exova Warringtonfire, report ref: 374933; dated 02 Dec 2016.</p>		

PRODUCT NAME		PRODUCT IMAGE
HETAS ID		
FLUE SIZES		
 Vilpra Chimneys Vilpra Chimneys, Vilniaus g. 11, Izabelines k. Vilniaus r., Lithuania, 14200 +370 5 2740200 sales@chimneys.lt www.chimneys.lt		
DW 25		
CC112		
100, 125, 130, 150, 160, 180, *200, 250, 300, 350, 400 mm		
<p>Approval Status; Tested to EN 1856-1:2009. BSRIA test report ref. 58367/1 Ed. 2 dated 31 July 2017. FPC Certificate ref. No. 1397-CPR-0595 by Statybos Produkcijos Sertifikavimo Centras. Designation approved: T600-N1-W-Vm-L50050-G60 Ventilated fire-stops tested to BS 476-20 by Exova Warringtonfire, report ref: 384819; dated 13th July 2017.</p>		

PRODUCT NAME		PRODUCT IMAGE
HETAS ID		
FLUE SIZES		
 System Flues System Flues, Units 5&6 Enterprise Centre, Summerhill, Co.Meath, Ireland (local) 0845 8740335 sales@systemflues.co.uk www.systemflues.co.uk		
System 2		
CC025		
100, 125, 150*, mm		
<p>Approval Status; Tested to BS EN 1856-1:2009 and BS EN 1443:2003. Designated EN 1856-1 T450 N1 D Vm L50050 G80 ref. BSRIA report No. 50853/1 N.B. Ventilated firestops for use with this system have been verified fire resistant in accordance with BS 476: Part 20: 1987; Ref. Exova Warringtonfire Report No. 306556.</p>		

PRODUCT NAME		PRODUCT IMAGE
HETAS ID		
FLUE SIZES		
 Volsom Volsom, 20-28 Albert Road, Braintree, Essex, CM7 3JQ 01376 555 180 enquiries@volsom.co.uk www.volsom.co.uk		
Shieldmaster		
CC101		
100, 125, 150, 175, 200, 250, 300mm		
<p>Approval Status; Tested to EN 1856-1:2009. ChimneyLab Europe test report ChimneyLab-225, Rev.1 dated 19-01-2016. FPC Certificate ref. Nr. 1327-CPR-1020 by Latvijas Zinatnu Akademijas. Designation approved T450-N1-D-Vm-L50050-G60. Ventilated fire-stops tested to BS 476-20 by Exova Warringtonfire, report ref: 355903; dated 04 Sep 2015.</p>		

PRODUCT NAME		PRODUCT IMAGE
HETAS ID		
FLUE SIZES		
 Turner & Wilson Ltd Turner & Wilson Ltd, Road 3, Winsford, Cheshire, CW7 3PD 01606 861191 sales@turnerwilson.com www.turnerwilson.com		
A member of the BFCMA		
TITAN DW		
CC118 100* 130*, 150*, 180*, 200*, 250, 300, 350, 400 mm round		
<p>Approval Status; CE Mark: TÜV Cert. no. 0036 CPD-9174 044; Tested to BS EN 1856-1:2003. Designated EN 1856-1 T450 N1 D V3 L50040 G60. N.B. Ventilated firestops for use with this system have been verified fire resistant in accordance with BS 476: Part 20: 1987; Ref. BSRIA Report No. 53272/1 Edition 2 Dated October 2009.</p>		

PRODUCT NAME		PRODUCT IMAGE
HETAS ID		
FLUE SIZES		
 VDA. DE G. Mari Montanana, S.A. Avd. De La Senyera, 30 46133 Meliana, Valencia, Spain 0741 5879242 / (34) 961490500 practic@practic.es www.practic.es		
Practic EliteDP		
CC115		
100,125,150,180,200,250,300,350,400 mm		
<p>Approval Status; Designated T600 N1 D V2 L50040 G60 tested to EN 1856-1:2009. BSRIA test report ref. 60281/1 dated 14-12-2017. Firestop tested to BS 476-20. Exova Warringtonfire report ref. 386823 dated 11-10-2017. CE mark FPC certificate 0099/CPR/A71/0099</p>		

C

Factory Made
Metal Chimneys

TYPE D - FLUE LINERS FOR BUILDING NEW CHIMNEYS OR RELINING

D

DESCRIPTION




Made from fire clay, ceramic, pumice or refractory concrete, these liners usually have spigot and socket joints for ease of installation and efficient performance.






APPROVALS

All liners must satisfy Building Regulations. This can be achieved by meeting the requirements of Approved Document 'J' that specifies "liners whose performance corresponds to the designation T400 N2 D 3 G, as described in BS EN 1443: 2003. **Reference is made to the example of clay liners meeting the requirements for Class A1 N2 or Class A1 N1 as described in BS EN 1457: and concrete liners meeting the requirements for at least the classification Type C1 or Type C2 as described in Abbreviated designations in Annex F of BS EN 1857:2010.** In the absence of there being a UK Notified Body covering testing to these standards, manufacturers may seek to have their liners tested by a recognized independent body that provides a certificate confirming the performance levels on the basis of testing to the relevant procedures specified in the appropriate standard. Recognised testing bodies might include the BBA, BRE Certification, BSRIA and CERAM. Other solutions for demonstrating compliance with Building regulations may be acceptable as defined in the *Approved Document J*. It is recommended that the validity of certification for the liners or evidence of compliance with Building Regulations be checked prior to purchase.

SPECIAL NOTES When installed, used & maintained correctly these types of liners are considered to provide a life equal to the dwelling. Specific guidance is given in Approved Document J in relation to installation of liners & construction of masonry chimneys.

Flue Liners for Building New Chimneys or for Relining

PRODUCT NAME		PRODUCT IMAGE
HETAS ID		
FLUE SIZES		
 <p>Forterra Red Bank Atherstone Road, Measham, Swadlincote, Derbyshire, DE12 7EL</p> <p>Sales: 01530 273737 Technical: 01530 270333 - Option 2 redbanksales@forterra.co.uk / redbanktechnical@forterra.co.uk www.forterra.co.uk</p>		
A member of the BFCMA		
<p>Concrete Flue Liners: Square type, Round type, Rectangular type</p> <p>DC036</p> <p>200, 250, 300mm (Square type). 175, 225, 300mm (Round type). 435x310, 545x310mm (Rectangular type)</p> <p>Approval Status; CE Mark – CPC Certificate No.1333-CPR-00148. Tested to BS EN 1857:2010, BSRIA Report No. 55486/1 Edition 2, 28 August 2013. Designation A2 (T600 N2 D3 G).</p>		
<p>Clay Flue Liners: Round type</p> <p>DC037</p> <p>150mm, 185mm, 225mm (Round type)</p> <p>Approval Status; CE Mark – CPC Certificate No.1333-CPR-00148. Tested to BS EN 1457- 1:2012, BSRIA Report No. 55485/1 Edition 3, 23 May 2013. Designation A1 N2 (T600 N2 D3 G).</p>		

PRODUCT NAME		PRODUCT IMAGE
HETAS ID		
FLUE SIZES		
 <p>Hepworth Terracotta Hazlehead, Crow Edge, Sheffield, South Yorkshire, S36 4HG</p> <p>0844 856 5152 terracotta@hepworth.co.uk www.hepworthterracotta.co.uk</p>		
A member of the BFCMA		
<p>Hepworth Class A1 Clay Flue Liners</p> <p>DC033</p> <p>125, 150, 185, 210, 225, 250, 300 mm round & 185, 225, 300 mm square (22.5, 30.0, 37.5 degree bends for all sizes/types)</p> <p>Approval Status; CE marked product. DoP/Hepworth/Terracotta Flue Liner /401, 402, 403, 404. BSRIA Report No. 57180/1, and BSI Factory Production Control certificate. 0086-CPR-598277. Tested to BS EN 1457- 1:2012. Designation A1N2 (T600 N2 D3 G).</p>		
 <p>Schiedel Chimney Systems Crowther Estate, Washington, Tyne & Wear, Newcastle, NE38 0AQ</p> <p>0191 416 1150 info.uk@schiedel.com www.schiedel.co.uk</p>		
A member of the BFCMA		
<p>Isokern Liners</p> <p>DC034</p> <p>130, 150*, 170, 175*, 200*, 225*, 250, 300, 350, 400, 450, 500, 600, 700, 900 up to 1000 mm round and 150x260 mm oval</p> <p>Approval Status; EN1857. CE Mark: TÜV Cert. no. 0036-CPD-90219 001</p>		
<p>Ceramic Liners A1N1 (Rebated)</p> <p>DC035</p> <p>160, 180, 200, 250, 300mm</p> <p>Approval Status; CE Mark – TÜV Certificate No. 0780-CPD-131086. Tested to EN 1457-1 & 2. Designation A1 N1 (T600 N1).</p>		

TYPE E - DOUBLE SKIN FLEXIBLE CHIMNEY RELINING SYSTEMS

DESCRIPTION

Made from stainless steel these liners have a spirally wound double skin construction that has a smooth inner flueway. These flexible liners are specifically designed for use with solid fuel.

Double skin liners are not to be confused with single skin flexible liners which are designed solely for use with gas fires and must not be used with solid fuel appliances under any circumstances.

APPROVALS

All liners must satisfy Building Regulations. This can be achieved by meeting the requirements of *Approved Document J* that specifies "liners whose performance is at least equal to that corresponding to the designation T400 N2 D3 G as described in BS EN 1443:2003."

Products having a CE mark according to BS EN 1856-2 and having a designation T400 N1 D Vm L40020 G where L40020 is the minimum material specification of the National Annex to BS EN 1856-2 meet this requirement. New products must meet the requirements of BS EN 1856-2: 2009 Alternatively products may have the designation T400 N2 D V3 L40020 G having been independently tested for their corrosion resistance according to Annex A3 of BS EN 1856-1:2009. Currently the CSTB, and TÜV have recognised testing approval schemes. These certificates can be used as evidence to satisfy Building Regulations approval. The current validity of their certification should be checked prior to purchase. Additional guidance is given in the *Approved Document J* of the Building Regulations 2010 (paragraph 2.20).

SPECIAL NOTES



These liners are designed for relining existing masonry chimneys and are not to be used as the primary liner in a new chimney.



The Minimum grade of stainless steel to comply with Building Regulations for use with solid fuel burning appliances is 316 grade. The 904 grade can also comply. These grades of flexible liners should give a normal life of 10 years or more, but must be installed, used and maintained in accordance with the manufacturer's printed instructions.



Whilst being easy to install, these liners are not permanent and prolonged periods of burning solid fuel in slumbering conditions together with inadequate cleaning of flue ways can significantly reduce the life of the liner to 5 years or less. This also applies if unsuitable fuels or waste are burnt. If there is a risk that these conditions could occur, then a non-metallic liner system is recommended and under normal use should give a life equal to that of the dwelling.



Most manufacturers offer a conditional manufacturing warranty and/or life expectancy guarantee. It is strongly recommended that the purchaser/end user checks the printed terms of the warranty/guarantee together with the installation and user instructions to ensure they are fully understood before purchase/installation of the liner takes place.




Note should be taken that when installing a new appliance to a chimney already fitted with a flexible liner, the existing liner should also be replaced unless the existing flexible liner can be proven to be recently installed and seen to be in good condition.



PRODUCT NAME	PRODUCT IMAGE
HETAS ID	
FLUE SIZES	
 Colt Cows Metro House, Northgate, Chichester, West Sussex, PO19 1BE 0870 241 1041 sales@coltcows.co.uk www.coltcows.com	
Flexiwall	
EC108	
100, 125, 150, 175, 200, 225, 250, 300 mm round.	
Approval Status; BSRIA Type Test report No. 54893/1 Edition 2, June 2012 to BS EN1856-2: 2009 and BS EN 1443:2003. FPC cert bsi 0086-CPR-670554. Designation: En 1856-2: T450 P2 D Vm L50024 G	



PRODUCT NAME	PRODUCT IMAGE
HETAS ID	
FLUE SIZES	
 Dinak UK Unit 4A, Opus Aspect, Chester Road, Erdington, Birmingham, B24 0QY 0121 2724830 cserviceuk@dinak.com www.dinak.com	
DINAFLEX	
EC060	
100 to 200mm	
Approval Status; CE Mark TUV SUD Certificate 0036 CPR 90220 043, Revision 01. Tested to EN 1856-2. Designations; T600 N1 W Vm L50010 G; T600 N1 W Vm L50011 G	



PRODUCT NAME		PRODUCT IMAGE
HETAS ID		
FLUE SIZES		
 Flue & Ducting Ltd Unit B Herrod Avenue, Off Haigh Avenue, Reddish, Stockport, SK4 1NU 0161 4802994 sales@flue-ducting.co.uk www.flue-ducting.co.uk		
DuraFlue 316		
EC056 100, 125, 150, 175, 200, 300 mm round		
Approval Status; CE Mark: TÜV SÜD Cert. No.0036-CPR-91385 002. Tested to BS EN 1856-2:2004. Designation T600 N1 D V2 L50010 G.		




PRODUCT NAME		PRODUCT IMAGE
HETAS ID		
FLUE SIZES		
 Flue Supplies Units 6 & 7, Bellingham Way, Larkfield, Aylesford, Kent, ME20 7HD 0844 800 6586 info@fluesupplies.com www.fluesupplies.com		
Ultraflex (316L & 904L)		
EC057 100, 125, 150, 175, 200, 225, 250, 300mm round		
Approval Status; BSRIA Type Test report No. 54893/1 Edition 2, June 2012 to BS EN1856-2: 2009 and BS EN 1443:2003.		



PRODUCT NAME		PRODUCT IMAGE
HETAS ID		
FLUE SIZES		
 MI-Flues Ltd Units 2-4 Taymin Business Park, Mitcham Road, Blackpool, Lancashire, FY4 4QN 01253 600060 sales@mi-flues.com www.mi-flues.com		
Quattro DS		
EC043 125*, 155*, 180*, 200*, 225*, 250*, 300* mm round		
Approval Status; Tested to EN 1856-2, BSRIA Cert. no.18790A/1.		
Quattro SS		
EC044		
125*, 155*, 180*, 200*, 225*, 250*, 300* mm round		
Approval Status; Tested to EN 1856-2. CE Mark no. 0086-CPR-603464. BSRIA Cert. no.18790A/1		



PRODUCT NAME		PRODUCT IMAGE
HETAS ID		
FLUE SIZES		
 Midtherm Flue Systems Ltd New Road, Netherton, Dudley, West Midlands, DY2 8SY 01384 458800 sales@midtherm.net www.midtherm.co.uk/		
Midflex (in 316L & 904L steel)		
EC042 125, 155, 180, 200mm		
Approval Status; 316L - CE Mark No. 0086-CPR-597284. Type Test to BS EN 1856-2:2009 and 1443:2003 T600 P2 D Vm L50012 G. 904L - CE Mark No. 0086-CPR-603464. Type test to BS EN 1856-2:2009 and 1443:2003 T600 N1 W Vm L70010 G.		

PRODUCT NAME		PRODUCT IMAGE
HETAS ID		
FLUE SIZES		
 Poujoulat (UK) Ltd Unit 1 Quadrum Park, Old Portsmouth Road, Guildford, Surrey, GU3 1LU 01483 461700 sales@poujoulat.co.uk www.poujoulat.co.uk		
A member of the BFCMA		
Starflex 2010 EC045 100*, 125*, 130*, 150*, 155*, 180*, 200*, 230*, 250*, 300* mm round		
Approval Status; CE Mark: Cert No.0071 - CPD-22012. Tested to BS EN 1856-2:2004. Designation approved T450 N1 WV2 L50010 G		





PRODUCT NAME		PRODUCT IMAGE
HETAS ID		
FLUE SIZES		
Starflex 2012 EC046 100*, 125*, 130*, 150*, 155*, 180*, 200*, 230*, 250*, 300* mm round		
Starflex HR 2010		
EC047 100*, 125*, 130*, 150*, 155*, 180*, 200*, 230*, 250*, 300* mm round		
Approval Status; CE Mark: Cert No.0071 - CPD-22012. Tested to BS EN 1856-2:2004. Designation approved T450 N1 WV2 L50012 G		
Starflex HR 2010 EC047 100*, 125*, 130*, 150*, 155*, 180*, 200*, 230*, 250*, 300* mm round		
Starflex HR 2010		
EC047 100*, 125*, 130*, 150*, 155*, 180*, 200*, 230*, 250*, 300* mm round		
Approval Status; CE Mark: Cert No.0071 - CPD-22012. Tested to BS EN 1856-2:2004. Designation approved T450 N1 WV2 L70010 G		



PRODUCT NAME		PRODUCT IMAGE
HETAS ID		
FLUE SIZES		
 Schiedel Chimney Systems Crowther Estate, Washington, Tyne & Wear, Newcastle, NE38 0AQ 0191 416 1150 info.uk@schiedel.com www.schiedel.co.uk		
A member of the BFCMA		
Tecnoflex Plus 316L EC048 100*, 113*, 120*, 125* 140*, 150*, 155* 160*, 180*, 200*, 230*, 250*, 300* mm round		
Approval Status; CE Mark: TUV Cert. no. 0036-CPD-9195 035. Tested to BS EN 1856-2 and BS EN 1859		
Tecnoflex Plus 904L		
EC049		
100*, 113*, 120*, 125* 140*, 150*, 155* 160*, 180*, 200*, 230*, 250*, 300* mm round		
Approval Status; CE Mark: TUV Cert. no. 0036-CPD-9195 035. Tested to BS EN 1856-2 and BS EN 1859		



PRODUCT NAME		PRODUCT IMAGE
HETAS ID		
FLUE SIZES		
 Schiedel Metaloterm Crowther Estate, Washington, Tyne & Wear, NE38 0AQ 0191 4161150 info.uk@metaloterm.com www.metaloterm.com/en		
Metaloterm XD 316L		
EC125 100, 113, 120, 125, 140, 150, 155, 160, 180, 200, 230, 250, 300 mm		
Approval Status; CE Mark: TUV Cert. no. 0036-CPR-91418 001. Tested to BS EN 1856-2 and BS EN 1859: designation T600 N1 W V2 L50010G; T600 N1 WV2 L50012G		



PRODUCT NAME		PRODUCT IMAGE
HETAS ID		
FLUE SIZES		
	Schieidel Metaloterm Crowther Estate, Washington, Tyne & Wear, NE38 0AQ	
0191 4161150 info.uk@metaloterm.com www.metaloterm.com/en		
Metaloterm XD 904L		
EC126 100, 113, 120, 125, 140, 150, 155, 160, 180, 200, 230, 250, 300 mm		
Approval Status; CE Mark: TUV Cert. no. 0036-CPR-91418 001. Tested to BS EN 1856-2 and BS EN 1859: designation T600 N1 W V2 L70010G; T600 N1 W V2 L70012G		

	Schoorsteentechniek Brummen b.v Mercuriusweg 43, NL-6971, GV Brummen, The Netherlands,	
+31 (0)575 561663 info@pahflex.nl www.pahflex.nl		
Pahflex Superflex (316)		
EC050 100, 110, 120, 125, 130, 140, 150, 160, 180, 200, 250 mm round		
Approval Status; CE Mark: Cert. No.0071-CPD-0047. Tested to BS EN 1856-2:2004		
	Pahflex Superflex (904)	
EC051		
100, 110, 120, 125, 130, 140, 150, 160, 180, 200, 250 mm round		
Approval Status; CE Mark: Cert. No.0071-CPD-0047. Tested to BS EN 1856-2:2004		

	Topstak Limited Unit 42, Vale Business Park, Cowbridge, Vale of Glamorgan, CF71 7PF	
01446 771567 info@topstak.co.uk www.topstak.co.uk		
Multiflex 316L		
EC052 100*, 125*, 154*, 180*, 200*, 230*, 250*, 300* mm round		
Approval Status; Tested to BS EN 1856-2:2009. CE Mark: LNE Cert. no. 0071-CPD-0024. Designation code T600 N1 W V2 L50010 G		
	Multiflex 904	
EC053		
100*, 125*, 154*, 180*, 200*, 230*, 250*, 300* mm round		
Approval Status; Tested to BS EN 1856-2:2009. CE Mark: LNE Cert. no. 0071-CPD-0024. Designation code T600 N1 V2 L70010 G		

	Turner & Wilson Ltd Turner & Wilson Ltd, Road 3, Winsford, Cheshire, CW7 3PD	
01606 861191 sales@turnerwilson.com www.turnerwilson.com		
Twinflex MF316		
EC054 100, 125, 150*, 175, 200, 225*, 250		
Approval Status; Tested to BS EN 1856-2:2004. BSRIA Report No. 53404/2; November 2010. Designation code T600 N1 D VmL50010 G		

PRODUCT NAME		PRODUCT IMAGE
HETAS ID		
FLUE SIZES		
	Turner & Wilson Ltd Turner & Wilson Ltd, Road 3, Winsford, Cheshire, CW7 3PD	
01606 861191 sales@turnerwilson.com www.turnerwilson.com		
Twinflex MF904		
EC055 100, 125, 150*, 175, 200, 225*, 250		
Approval Status; Tested to BS EN 1856-2:2004. BSRIA Report No. 53404/2; November 2010. Designation code T600 N1 D VmL70010 G		

	Volsom Volsom, 20-28 Albert Road, Braintree, Essex, CM7 3JQ	
01376 555 180 enquiries@volsom.co.uk www.volsom.co.uk		
Helix Premium		
EC131 100 to 200 mm		
Approval Status; Tested to EN 1856-2:2009. BSRIA Test report No. 60920/1 dated September 2019. FPC Certificate ref. Nr. 2797 CPR 692125 by BSI. Designations approved T600 P1 W Vm L50012 G and T600 P1 W Vm L70012 G		

E

Double Skin Flexible
Chimney Relining Systems

TYPE F - FLUE PIPES FOR CONNECTING APPLIANCE TO CHIMNEY

DESCRIPTION

Made from either 0.6mm minimum thick 316 grade stainless steel or vitreous enamelled low carbon steel in a variety of finishes and colours, these pipes are available with a choice of bends and accessories.

F

APPROVALS

Stainless steel flue pipes must satisfy Building Regulations via meeting the recommendations of Approved Document J or the recommendations of BS EN 15287-1:2007 (this supersedes BS 6461: Part 1, 1984 (1998) and BS 7566:1992 (1998), (which was replaced by BS EN 12391-1:2003) – see Section A Introduction). Vitreous enamelled flue pipes should meet BS EN 1856-2: (this replaces BS 6999 1984(1998)). New products must meet the requirements of BS EN 1856-2: 2009, existing products complying with BS 6999 1984(1998) are also acceptable. The current validity of their Agrément Certificate or evidence of compliance with Building Regulations should be checked prior to purchase. Metal connecting flue pipes to BS EN 1856-2 must be manufactured to the designation T400 N1 D Vm Lxxxx Gxx, where xxxxx is the material specification in the National Annex and xx is the specified separation from combustible material.





SPECIAL NOTES



These flue pipes should give a normal life equal to that of the heating appliance when correctly installed, used and maintained. However, prolonged periods of slow burning particularly using solid fuels, combined with inadequate cleaning of the flue ways can cause corrosion damage which may reduce the expected life of the product. These products must only be used to connect a heating appliance to a chimney and not as a flue liner within a chimney, unless the product is independently certified as suitable for re-lining purposes and has an equivalent designation of: T400 N2 D 3 Gxx) as described in BS EN 1443: 2003. See Section G from page 59.





VITREOUS ENAMELLED LOW CARBON STEEL




Connecting Flue Pipes
Enamelled Low Carbon Steel






PRODUCT NAME	PRODUCT IMAGE
HETAS ID	
FLUE SIZES	
 Dinak UK Unit 4A, Opus Aspect, Chester Road, Erdington, Birmingham, B24 0QY 0121 2724830 cserviceuk@dinak.com www.dinak.com	
DEKO Pellets Classic	
FC078 100 & 120mm	
Approval Status; CE Mark TUV SUD Certificate 0036 CPR 90220 044. Tested to EN 1856-2. Designation; T600 N1 D Vm L80080 G375 NM.	
DEKO Wood FC079 125,150,180, 200mm	
Approval Status; CE Mark TUV SUD Certificate 0036 CPR 90220 045. Tested to EN 1856-2. Designation; T600 N1 D Vm L80080 Gxx NM where "xx" is 3x flue pipe diameter.	
SW6 FC096 100 to 300mm	
Approval Status; Designation T600 N1 D V2 L50060 GxxNM (xx = 3xdiameter); CE Mark TÜV Cert. no. 0036-CPD-90220 039 Revision 1. Type Test to EN 1856-2: 2009. TUV Report No. A 1774-04/12	
DEKO Pellets Style FC128 100mm	
Approval Status; CE Mark TUV SUD Certificate 0036 CPR 90220 044. Tested to EN 1856-2. Designation; T600 N1 D Vm L80080 G375 NM.	

PRODUCT NAME	PRODUCT IMAGE
HETAS ID	
FLUE SIZES	
 Jeremias Unit 2-4, Long Stoop Way, Sovereign Court, Crown Farm Industrial Estate, Mansfield, Nottinghamshire, NG19 0FQ 01623 889219 info@jeremias-fluesystems.co.uk www.jeremias-fluesystems.co.uk	
A member of the BFCMA	
EW-FU Biomass FC080 100mm to 400mm	
Approval Status; CE Mark TUV SUD Cert no. 0036-CPD-9174-026. Tested to EN 1856-2:2009. Designation T400 N1 D V2 L50060 Gxx NM where "xx" is 3x the flue pipe diameter.	
 Midtherm Flue Systems Ltd New Road, Netherton, Dudley, West Midlands, DY2 8SY 01384 458800 sales@midtherm.net www.midtherm.co.uk	
A member of the BFCMA	
Vitrelox FC064 100, 125, 150, 175, 200 mm	
Approval Status; Tested to BS EN 1856-2: 2009 and BS EN 1443: 2003. BSRIA Report No. 19193/4, 53089/1, & 58521/1. CE Mark 0086-CPR 597284. T600 N1 D Vm L80100 G.	

PRODUCT NAME		PRODUCT IMAGE
HETAS ID		
FLUE SIZES		
 Midtherm Flue Systems Ltd New Road, Netherton, Dudley, West Midlands, DY2 8SY 01384 458800 sales@midtherm.net www.midtherm.co.uk		
A member of the BFCMA		
Ecovit	FC098	
125, 150mm		
Approval Status; Tested to BS EN 1856-2: 2009 and BS EN 1443: 2003. BSRIA Report No. 19193/4, 53089/1, & 58521/1. CE Mark 0086-CPR 597284. T600 N1 D Vm L80060 G.		

PRODUCT NAME		PRODUCT IMAGE
HETAS ID		
FLUE SIZES		
 Pennine Systems Ltd Crossley Works, Stockfield Mount off Peel Street, Chadderton, Oldham, OL9 9LR 0161 678 2998 sales@penninesystems.co.uk www.penninesystems.co.uk		
A member of the BFCMA		
Premier Flue	FC066	
100, 125, 150, 175, 200 mm		
Approval Status; CE Mark: Cert No. 0036 CPD 91325 002 Meets BS EN 1856-2: 2009		
Premier One		
FC074	100, 125, 150, 180, 200mm	
Approval Status; CE Mark: Cert No. 0036 CPD 91325 003. Meets BS EN 1856-2: 2009		
Premier One Plus		
FC095	100, 125, 150, 180, 200 mm	
Approval Status; CE Mark: Cert No. 0036 CPR 91325 018. Meets EN 1856-2:2009		

PRODUCT NAME		PRODUCT IMAGE
HETAS ID		
FLUE SIZES		
 Poujoulat (UK) Ltd Unit 1 Quadrum Park, Old Portsmouth Road, Guildford, Surrey, GU3 1LU 01483 461700 sales@poujoulat.co.uk www.poujoulat.co.uk		
A member of the BFCMA		
Classic	FC067	
130, 150, 180, 200 mm		
Approval Status; CE Mark: Cert. No. 0407-CPD-077. Meets BS EN 1856-2:2003.		
Premium		
FC068	130, 150, 180, 200 mm	
Approval Status; CE Mark: Cert. No. 0407-CPD-077. Meets BS EN 1856-2:2003		

PRODUCT NAME		PRODUCT IMAGE
HETAS ID		
FLUE SIZES		
 Save spa Save spa, Via E. Fermi 16/A, 36010 Chiuppano (VI), Italy +39 0445 891068 save@savefumisteria.it www.savefumisteria.it/?lang=en		
Pellet Light		
FC104	100 to 120 mm	
Approval Status; Designated T600 N1 W V2 L80070 G375NM (100 -120 mm) T450 N1 W V2 L80070 G375NM (100 -120 mm) tested to EN 1856-2:2009 Kiwa Italia test report ref 2000649 dated 02-09-2016. CE mark FPC certificate 0476-CPR-7509 rev 02 (Kiwa Italia)		
Plus Light		
FC105	100 to 200 mm	
Approval Status; Designated T600 N1 W V2 L80070 G600NM (100 -200 mm) T450 N1 W V2 L80070 G600NM (100 -200 mm) tested to EN 1856-2:2009 Kiwa Italia test report ref 4000649 dated 02-04-2016. CE mark FPC certificate 0476-CPR-7509 rev 02 (Kiwa Italia).		
Pellet		
FC106	100 to 120 mm	
Approval Status; Designated T600 N1 W V2 L80120 G375NM (100 -120 mm) T450 N1 W V2 L80120 G375NM (100 -120 mm) tested to EN 1856-2:2009 Kiwa Italia test report ref Kiwa 111201635 dated 17-04-2012. CE mark FPC certificate 0476-CPR-7509 rev 02 (Kiwa Italia).		
Plus 1.2 mm		
FC107	100 to 200 mm	
Approval Status; Designated T600 N1 W V2 L80120 G600NM (100 -200 mm) T450 N1 W V2 L80120 G600NM (100 -200 mm) tested to EN 1856-2:2009 Kiwa Italia test report ref Kiwa 111201634 dated 17-04-2012. CE mark FPC certificate 0476-CPR-7509 rev 02 (Kiwa Italia).		



PRODUCT NAME		PRODUCT IMAGE
HETAS ID		
FLUE SIZES		
 VDA. DE G. Mari Montanana, S.A. Avd. De La Senyera, 30 46133 Meliana, Valencia, Spain 0741 5879242 / (34) 961490500 practic@practic.es www.practic.es		
Practic Negra Vitrificada		
FC103	100, 120, 150, 175, *200, 250, 300 mm	
Approval Status; Designated T600 N1 D Vm L80080 G800 (100 -120 mm) T600 N1 D Vm L80090 G800 (150 - 200 mm) T600 N1 D Vm L80110 G800 (250 and 300 mm) tested to EN 1856-2:2009 Instituto Giordana test report ref. 322343 dated 16-02-2015. CE mark FPC certificate 0099/CPR/A71/0103		



F

Connecting Flue Pipes
Enamelled Low Carbon Steel




MINIMUM 0.6MM THICK STAINLESS STEEL FLUE PIPES



F

PRODUCT NAME		PRODUCT IMAGE
HETAS ID		
FLUE SIZES		
 Midtherm Flue Systems Ltd New Road, Netherton, Dudley, West Midlands, DY2 8SY 01384 458800 sales@midtherm.net www.midtherm.co.uk		
A member of the BFCMA		
Single Wall 316 grade 0.9mm thick Single Wall 316 SL grade 0.9mm thick FC070 FC121 127, 152, 180, 205, 254, 305, 356mm		
Approval Status; CE Mark No. 0086-CPR-597284 . Type Test to BS EN 1856-2: 2009 and 1443: 2003 BSRIA Report No. 19193/5 & 58518/2. T600 N1 D Vm L50090 G.		

PRODUCT NAME		PRODUCT IMAGE
HETAS ID		
FLUE SIZES		
 RGJ Ltd. Krustpils Street 141, Riga, Republic of Latvia, LV-1057 +371 28 370 088 gundars@rgi.lv www.rgi.lv		
Single Wall Stainless Steel connecting pipe		
FC119 100 to 400mm		
Approval Status; Designated T600 N1 D Vm L50060 G850 tested to EN 1856-2:2009 Kiwa Italia test report ref. 400500 dated 16-01-2009. FPC certified Ref 1327 No CPR 1078: Certification Centre, Latvian Academy of Sciences.		

PRODUCT NAME		PRODUCT IMAGE
HETAS ID		
FLUE SIZES		
 Schiedel Chimney Systems Crowther Estate, Washington, Tyne & Wear, Newcastle, NE38 0AQ 0191 416 1150 info.uk@schiedel.com www.schiedel.co.uk		
Prima Plus 0.6mm		
FC072 100, 130, 150, 180, 200, 250, 300 mm round		
Approval Status; CE Mark TÜV Cert. No. 0036-CPD-9195 017; Model 3. Tested to BS EN 1865-2 and BS EN 1859		
Prima Smooth 0.6mm		
FC075		
125, 150, 180, 200mm round		
Approval Status; CE Mark: TÜV Cert. no. 0036-CPD-9195 033. Tested to EN 1856-2:2009		
Prima Smooth 1.0mm		
FC076		
125, 150, 180, 200mm round		
Approval Status; CE Mark: TÜV Cert. no. 0036-CPD-9195 033. Tested to EN 1856-2:2009		

PRODUCT NAME		PRODUCT IMAGE
HETAS ID		
FLUE SIZES		
 SFL Flues and Chimneys Pottington Business Park, Barnstaple, Devon, EX31 1LZ 01271 326633 info@sflchimneys.com www.sflchimneys.com		
A member of the BFCMA		
SIGMA 0.6mm FC077 130, 150, 180, 200mm		
Approval Status; T600 N1 D V2 L50060 GXX NM. T600 N1 D V2 L50060 G400 M, CE Marked BSI EC Cert. No. 2797 CPR 559419. Conforms to BS EN 1856-1: 2009, TÜV Report No. A 1947-00/11 and TR078 Issue 2.		
SIGMA 1.0mm		
FC129		
127, 152, 178, 203mm		
Approval Status; T600 N1 D V2 L50100 GXX NM. T600 N1 D V2 L50100 G400 M, CE Marked BSI EC Cert. No. 2797 CPR 559419. Conforms to BS EN 1856-1: 2009, TÜV Report No. A 1947-00/11 and TR078 Issue 2.		

PRODUCT NAME		PRODUCT IMAGE
HETAS ID		
FLUE SIZES		
 Vilpra Chimneys Vilpra Chimneys, Vilniaus g. 11, Izabelines k. Vilniaus r., Lithuania, 14200 +370 5 2740200 sales@chimneys.lt www.chimneys.lt		
I-1		
FC114 100, 125, 130, 150, 160, 180, *200, 250, 300, 350, 400 mm		
Approval Status; CE mark Cert ref. 1397-CPD-0183 by Statybos Produkcijos Sertifikavimo Centras. Tested to EN 1856-2:2009. Designation approved T600-N1-W-Vm-L50060-G500M		

Connecting Flue Pipes
Min. 0.6mm Stainless Steel

TYPE G - NON-METALLIC CHIMNEY RELINING SYSTEMS

DESCRIPTION

There are a variety of different systems where non-metallic re-lining is applied to the flue within an existing domestic chimney. In most cases these systems use a special formulation of ceramic or concrete based materials that are installed by specialist contractors that are approved or registered by the re-lining manufacturer.

G

APPROVALS

All re-lining systems must satisfy Building Regulations. This can be achieved by meeting the requirements of the 2010 Edition of Approved Document 'J' that specifies "re-lining systems whose performance is at least equal to that corresponding to the designation T400 N2 D 3 G as described in BS EN 1443:2003. At present there is no British or European Standard that specifically covers these types of chimney re-lining systems. It is therefore necessary that the suitability of the material and its application as a flue re-lining system is proven by having a recognised independent product approval certification that is accepted as demonstrating compliance with Building Regulations.

Recognised forms of certification include those issued by the BBA, BSRIA, Wimlas or other recognised independent testing authorities that issue Test Approvals that are accepted as demonstrating compliance to Building Regulations using recognised test and assessment procedures based upon British or European Standards. Such certificates should be confirmed with the issuing body as indicating the product meets Building Regulations.



SPECIAL NOTES



The Furanflex, Eldfast and Isokoat systems listed below are special formulations of ceramic binders and fine aggregates that are designed to provide a durable flue lining in a sound masonry chimney. These re-lining systems are for re-lining an existing brick chimney and are not to be used as liners for new masonry chimneys. Liners for new build are referenced in section D. These systems must be applied in accordance with the manufacturer's instructions or Code of Practice by an installer who is registered by the manufacturer as accredited by him for this task.



When installed, used and maintained correctly an extended life can be expected. However, it is essential that the installation is carried out correctly ensuring that the minimum thickness of lining is applied and that the subsequent flue area is suitable for use with the fuel-burning appliance. This form of re-lining must not be relied upon to provide support to a structurally unstable chimney. The thermal insulation of a chimney re-lined in this way is greater than an unlined or conventional masonry chimney.



It is the responsibility of the customer, installer and specifier to ensure that the re-lining and installation as a whole complies with current regulations and is covered by the appropriate approval at the time of installation.

Non-Metallic Chimney Relining Systems

PRODUCT NAME	PRODUCT IMAGE
HETAS ID	
 <p>Eldfast Ltd. Foster House, 2 Redditch Road, Studley, Warwickshire, B80 7AX</p> <p>01527 850513 support@eldfastchimneylining.com www.eldfastchimneylining.com</p>	
Eldfast I chimney re-lining system	
GC083	
Approval Status; BSRIA Type Test*cert. no. 15459-1. *(The material and its application has passed performance testing carried out using test procedures based upon the European Standard BS EN 1857:2003 to ascertain performance levels as defined in BS EN 1443: 2003)	

PRODUCT NAME	PRODUCT IMAGE
HETAS ID	
 <p>KOMPOZITOR Plastics Developing Ltd. Széchenyi u. 60, Budapest, Hungary 2220</p> <p>+36 29 554 600 info@kompozitor.hu www.furanflex.com</p>	
Furanflex - RWV Chimney Lining System	
GC082	
Approval Status; BSRIA Test Report 55942/1 Dated 08 June 2012 and BBA Agrément Certificate 12/4936. First issue date 18th September 2012.	

PRODUCT NAME	PRODUCT IMAGE
HETAS ID	
 <p>Eldfast Ltd. Foster House, 2 Redditch Road, Studley, Warwickshire, B80 7AX</p> <p>01527 850513 support@eldfastchimneylining.com www.eldfastchimneylining.com</p>	
Eldfast II chimney re-lining system	
GC084	
Approval Status; DTI Type Test*report No 00-ELAB-0814-1. *(The material and its application has passed performance testing carried out using test procedures based upon the European Standard BS EN 1857:2003 to ascertain performance levels as defined in BS EN 1443: 2003)	

 <p>Schiedel Chimney Systems Crowther Estate, Washington, Tyne & Wear, Newcastle, NE38 0AQ</p> <p>0191 416 1150 info.uk@schiedel.com www.schiedel.co.uk</p>	
A member of the BFCMA	
Isokoat chimney re-lining system	
GC081	
Approval Status; HETAS Type Test cert no. G/002/03	

TYPE H - RIGID STAINLESS STEEL CHIMNEY RELINING SYSTEMS



DESCRIPTION MADE FROM 0.6 OR 1MM THICK SECTIONS OF HIGH GRADE STAINLESS STEEL THESE RIGID LINERS AND BENDS HAVE SPIGOT AND SOCKET JOINTS FOR EASE OF INSTALLATION AND EFFICIENT PERFORMANCE.



APPROVALS All systems must satisfy Building Regulations. This is achieved by meeting requirements of *Approved Document J* that specifies liners whose performance is at least equal to that corresponding to the designation T400 N2 D 3 G described in BS EN 1443: 2003. Products having a CE mark according to BS EN 1856-2:2009 and having a designation T400 N1 D Vm L40060 G where L40060 is the minimum material specification considered necessary to meet HETAS recommended requirement. Currently the CSTB, and TÜV have recognised testing approval schemes. These certificates can be used as evidence to satisfy Building Regulations approval. The current validity of their certification should be checked prior to purchase. Additional guidance is given in the *Approved Document J* of the Building Regulations 2010 (paragraph 2.20).



SPECIAL NOTES These liners are for re-lining existing brick chimneys and are not to be used to line new masonry chimneys. New build liners are referenced in section D. They should have a life expectancy of 10 years or more when correctly installed, operated and maintained. However, prolonged periods of slow burning particularly using solid fuels, combined with inadequate cleaning of the flue ways can cause corrosion damage which may reduce the expected life of the liner.



All components recommended by the manufacturer, such as spacers, must be used. The manufacturer's installation instructions must be adhered to.



Rigid Stainless Steel Chimney Relining Systems




PRODUCT NAME		PRODUCT IMAGE
HETAS ID		
FLUE SIZES		
 Dinak UK Unit 4A, Opus Aspect, Chester Road, Erdington, Birmingham, B24 0QY 0121 2724830 cserviceuk@dinak.com www.dinak.com		
SW6		
HC089		
100 to 300mm		
Approval Status; Model 2 with designation T600 N1 W V2 L50060 G. CE Mark TÜV Cert. no. 0036-CPD-90220 031 Revision 1. Type Test to EN 1856-2: 2009. TUV Report No. A 1774-04/12		

PRODUCT NAME		PRODUCT IMAGE
HETAS ID		
FLUE SIZES		
 Midtherm Flue Systems Ltd New Road, Netherton, Dudley, West Midlands, DY2 8SY 01384 458800 sales@midtherm.net www.midtherm.co.uk		
A member of the BFCMA		
Single Wall 316 grade 0.7mm / 0.9mm thick		
HC085		
127, 152, 180, 205, 254, 305, 356mm		
Approval Status; CE Mark No. 0086-CPR-597284. Type Test to BS EN 1856-2: 2009 and 1443: 2003. BSRIA Report No. 19193/5 & 58518/2. T600 N1 D Vm L50070/L50090 G.		



PRODUCT NAME		PRODUCT IMAGE
HETAS ID		
FLUE SIZES		
 Pennine Systems Ltd Crossley Works, Stockfield Mount off Peel Street, Chadderton, Oldham, OL9 9LR 0161 678 2998 sales@penninesystems.co.uk www.penninesystems.co.uk		
A member of the BFCMA		
Premier Single Wall 1mm thick 316 Grade		
HC088		
125 150 175 200 mm		
Approval Status; CE Mark TÜV Cert. no. 0036-CPD-91325 001		



PRODUCT NAME		PRODUCT IMAGE
HETAS ID		
FLUE SIZES		
 Poujoulat (UK) Ltd Unit 1 Quadrum Park, Old Portsmouth Road, Guildford, Surrey, GU3 1LU 01483 461700 sales@poujoulat.co.uk www.poujoulat.co.uk		
A member of the BFCMA		
Condensor CD		
HC087		
180, 200, 250, 300, 350, 400 mm		
Approval Status; CE Mark Cert. no. 0071-CPD-0025/0042. Meets BS EN1856-2		

PRODUCT NAME		PRODUCT IMAGE
HETAS ID		
FLUE SIZES		
 Schiedel Chimney Systems Crowther Estate, Washington, Tyne & Wear, Newcastle, NE38 0AQ 0191 416 1150 info.uk@schiedel.com www.schiedel.co.uk		
A member of the BFCMA		
Prima Plus 0.6mm		
HC092		
100, 130, 150, 180, 200, 250, 300 mm round		
Approval Status; CE Mark TÜV Cert. no. 0036-CPD-9195 019; Model 2. Tested to BS EN 1859		

PRODUCT NAME		PRODUCT IMAGE
HETAS ID		
FLUE SIZES		
 Schiedel Chimney Systems Crowther Estate, Washington, Tyne & Wear, Newcastle, NE38 0AQ 0191 416 1150 info.uk@schiedel.com www.schiedel.co.uk		
A member of the BFCMA		
Prima Smooth 0.6mm		
HC093		
125, 150, 180, 200mm round		
Approval Status; CE Mark TÜV Cert. no. 0036-CPD 9195 029; Tested to EN 1856-2:2009		
 Schiedel Chimney Systems Crowther Estate, Washington, Tyne & Wear, Newcastle, NE38 0AQ 0191 416 1150 info.uk@schiedel.com www.schiedel.co.uk		
A member of the BFCMA		
Prima Smooth 1.0mm		
HC094		
125, 150, 180, 200mm round		
Approval Status; CE Mark TÜV Cert. no. 0036-CPD 9195 029; Tested to EN 1856-2:2009		

RIGID STAINLESS STEEL CONT...

PRODUCT NAME	PRODUCT IMAGE
HETAS ID	
FLUE SIZES	
 <p>RGJ Ltd. Krustpils Street 141, Riga, Republic of Latvia, LV-1057</p> <p>+371 28 370 088 gundars@rgi.lv www.rgi.lv</p>	
Single Wall Stainless Steel chimney liner	
HC120	
100 to 400mm	
<p>Approval Status; Designated T600 N1 D Vm L50060 G850 tested to EN 1856-2:2009 Kiwa Italia test report ref. 400500 dated 16-01-2009. FPC certified Ref 1327 No CPR 1078: Certification Centre, Latvian Academy of Sciences.</p>	



PRODUCT NAME	PRODUCT IMAGE
HETAS ID	
FLUE SIZES	
 <p>Vilpra Chimneys Vilpra Chimneys, Vilniaus g. 11, Izabelines k. Vilniaus r., Lithuania, 14200</p> <p>+370 5 2740200 sales@chimneys.lt www.chimneys.lt</p>	
I-1	
HC113	
100, 125, 130, 150, 160, 180, *200, 250, 300, 350, 400 mm	
<p>Approval Status; CE mark Cert ref. 1397-CPD-0182 by Statybos Produkcijos Sertifikavimo Centras. Tested to EN 1856-2:2009. Designation approved T600-N1-W-Vm-L50060-G</p>	

TYPE J - CAST IN-SITU CONCRETE RELINING SYSTEMS

DESCRIPTION The cast in-situ concrete re-lining system is one of a number of methods of lining a domestic chimney and generally used to line chimneys of existing masonry construction. For lining new masonry chimneys please see Section D. Following a code of practice, which specifies how to clean and prepare an existing chimney, an inflatable rubber former is inserted in the flue of the chimney and pressurised until it reaches the diameter required, centralised and the void formed between the liner and chimney filled with an approved mix of lightweight insulating concrete. Once the concrete has cured and is hard the former is deflated and removed.

APPROVALS Building Regulations 2000 ADJ 2010 under paragraph 2.20 a) ii permits the use of 'a cast in-situ relining system where the material and installation procedures are suitable for use with solid fuel burning appliances'. To be considered for HETAS listing it is required that a cast in-situ relining system meets relevant requirements of BS EN 1857 at the level T400 N2 D3 G and that the materials are specified, prepared and installed in accordance with an independently approved and monitored Code of Practice. New products must meet the requirements of BS EN 1857: 2010. To date CICO systems have applied and have been accepted for HETAS listing as having met this requirement. The CICO system has BBA Certification and BBA monitor the CICO QA system. Other systems may be approved in due course and listed on the HETAS website.

SPECIAL NOTES When installed, used and maintained correctly a long life can be expected. However, it is essential that the installation is carried out in accordance with the Code of Practice upon which approval is based. This requires that the former is properly spaced to maintain the correct minimum thickness of concrete. Breaking into the chimney at bends in the flue-way is necessary to ensure correct spacing is maintained and to prevent the former from touching the chimney wall. Failure to do this can result in the concrete lining being too thin or incomplete, which will reduce the life of the system and require major repair work. The appropriate flue size must be provided to suit the proposed or potential appliance to be fitted. These linings must not be relied upon to provide support to a structurally unstable chimney. The thermal insulation of a chimney lined in this way is greater than an unlined masonry chimney. It is the responsibility of the customer, installer and specifier to ensure the lining and the installation as a whole conforms with current regulations and is covered by the appropriate approval at time of installation.

PRODUCT NAME	PRODUCT IMAGE
HETAS ID	
FLUE SIZES	
 <p>CICO Chimney Linings Ltd North End Wood, Hinton Road, Darsham, Suffolk, IP17 3QS</p> <p>01986 784044 cico@chimney-problems.co.uk www.chimney-problems.co.uk</p>	
CICO Chimney Lining System	
JC090	
<p>Approval Status; BSRIA Cert No: C17488/2</p>	